

Actual branding text on Lavenda® INNO:TRUSS

MY CIS 24:2023 LAVENDA (R) C75 X 1.0MM BMT (1.05MM TCT) IN TRUECORE (R) STEEL R2150 G550 COIL NUMBER DDMYY



Lavenda Steel Sdn Bhd

(Co. No. 622359-W)

No. 2, Jalan Mandolin 33/5,
Premier Industrial Park,
Seksyen 33, 40400 Shah Alam,
Selangor Darul Ehsan
Tel: 03-5614 3670 Fax: 03-5614 3671
Email: info@lavenda.com.my
Website: www.lavenda.com.my



Certificate no. SG09/02693




Certificate no. MY09/00428



Scan here to discover more



Website



Chat with us



About
TRUECORE®

We prefer and recommend:



**Engineered for Strength,
Built for Efficiency**

INNO:TRUSS



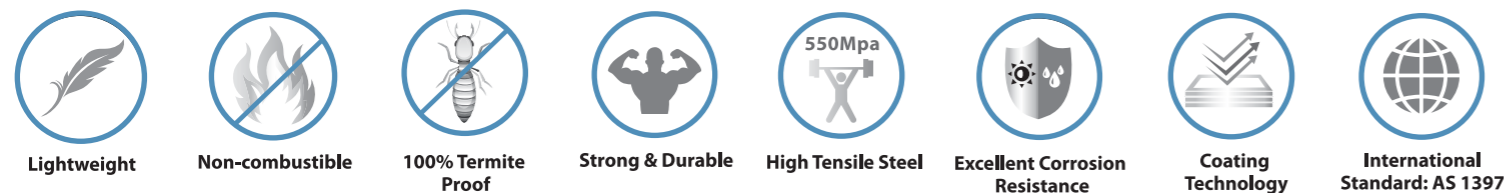
INNO:TRUSS

Lavenda® INNO:TRUSS – the lightweight truss system that combines unmatched strength and durability with a lightweight design ensuring the building structure remains strong and lasts for generations. The core of Lavenda® INNO:TRUSS's strength lies in TRUECORE® steel. Backed by stringent quality control, superior durability, TRUECORE® steel provides consistent strength and design versatility for all your steel structures. The truss components deliver superior corrosion resistance with a consistent coating mass of minimum 150g/m². Designed to meet international standards and crafted from high tensile steel with a minimum yield strength of 550MPa, ensuring exceptional structural integrity.

It's not just about strength; it's about efficiency too. Our prefabricated trusses expediting the construction process and saving valuable time and resources. Precise engineering through computer-aided design (CAD) optimizes weight distribution for a truly streamlined building experience.

ADVANTAGES

- Computerised Design**
 Precision engineering with CAD ensures optimal performance and accuracy in every truss.
- Experience the Efficiency Advantage**
 Prefabricated trusses streamline the construction process, saving time and resources.
- Unwavering Durability**
 TRUECORE® steel provides exceptional strength, ensuring structures stand the test of time.
- Excellent Corrosion Resistance**
 Feature a consistent coating mass of 150g/m², protecting against corrosion.
- Quality Assurance**
 Stringent quality control guarantees superior reliability and performance.
- Lightweight yet Strong**
 High tensile steel combines lightweight construction with unmatched strength.
- Termite Resistance**
 Naturally resists termite damage, ensuring longevity.



CHOOSE THE RIGHT STEEL

The exemplar of quality strength for truss and lightweight steel frames

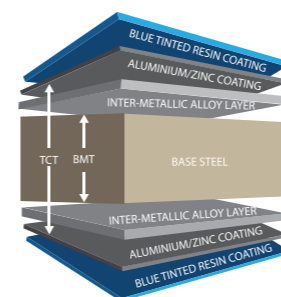
TRUECORE® steel is a zinc/aluminium alloy coated steel specially crafted for the house framing market. It comes with a guaranteed minimum yield strength of 550MPa, provide consistent and robust support for building structure. Produced using BlueScope's proprietary metallic coating technology, TRUECORE® steel delivers superior corrosion resistance compared to other generic alternatives, ensuring structural integrity.

Material Specifications

Lavenda® INNO:TRUSS components such as Top Hat Battens and C-Channel are expertly crafted from TRUECORE® steel, ensuring exceptional strength and durability. We also offer technical support for roof truss design services and load test analysis.

Material	Material Standard	Tensile	Min Tensile Strength (MPa)	Min Yield Strength (MPa)	Coating Class*	Available Base Metal Thickness (BMT) (mm)
TRUECORE® Steel	MS 1196 / AS 1397	High Tensile	570	550	AZ150	0.42, 0.45, 0.48, 0.50, 0.70, 0.75, 1.0, 1.2

*Also available in AZ200 coating mass

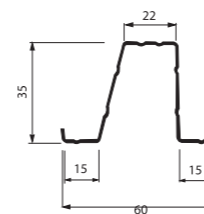
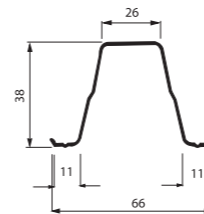
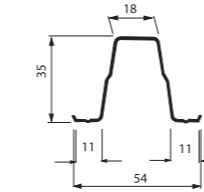
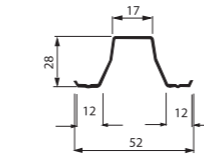


BMT - Base Steel Thickness
TCT - Total Coated Thickness

TOLERANCES

Lavenda® INNO:TRUSS components are produced within the following tolerance:
 Web (Dim.H): ±1mm
 Flange (Dim.B): ±2mm
 Thickness: ±0.05mm

TOP HAT BATTEN



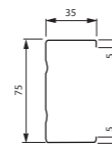
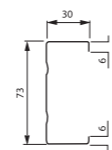
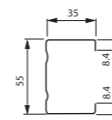
Section	Weight Wt (kg/m)	Area of Section A (m ²)	Base Metal Thickness (BMT) t (mm)	Second Moment of Area		Radius of Gyration		Elastic Modules		Torsion Constant J (m ⁴)
				I _{xx} (mm ⁴)	I _{yy} (mm ⁴)	r _x (mm)	r _y (mm)	Z _x (mm ³)	Z _y (mm ³)	
HB2842	0.308	39.19	0.42	4389	10450	10.58	14.06	307	297	6.003
HB2845	0.330	41.99	0.45	4703	8295	10.58	14.06	328	319	7.376
HB2810	0.734	93.31	1.00	10451	18434	10.58	14.06	730	706	79.482

Section	Weight Wt (kg/m)	Area of Section A (m ²)	Base Metal Thickness (BMT) t (mm)	Second Moment of Area		Radius of Gyration		Elastic Modules		Torsion Constant J (m ⁴)
				I _{xx} (mm ⁴)	I _{yy} (mm ⁴)	r _x (mm)	r _y (mm)	Z _x (mm ³)	Z _y (mm ³)	
HB3542	0.403	46.56	0.42	7808	9694	12.95	14.43	425	357	6.24
HB3545	0.392	49.89	0.45	8366	10386	12.95	14.43	455	382	7.67
HB3548	0.419	53.22	0.48	8923	11079	12.95	14.43	486	407	9.30
HB3505	0.480	55.43	0.50	9296	11541	12.95	14.43	506	424	10.50

Section	Weight Wt (kg/m)	Area of Section A (m ²)	Base Metal Thickness (BMT) t (mm)	Second Moment of Area		Radius of Gyration		Elastic Modules		Torsion Constant J (m ⁴)
				I _{xx} (mm ⁴)	I _{yy} (mm ⁴)	r _x (mm)	r _y (mm)	Z _x (mm ³)	Z _y (mm ³)	
HB3842	0.403	51	0.42	10024	17795	14	19	543	538	7
HB3845	0.432	55	0.45	10740	19066	14	19	581	577	9
HB3848	0.461	59	0.48	11456	20337	14	19	620	615	11
HB3805	0.48	61	0.50	11933	21185	14	19	646	641	13

Section	Weight Wt (kg/m)	Area of Section A (m ²)	Base Metal Thickness (BMT) t (mm)	Second Moment of Area		Radius of Gyration		Elastic Modules		Torsion Constant J (m ⁴)
				I _{xx} (mm ⁴)	I _{yy} (mm ⁴)	r _x (mm)	r _y (mm)	Z _x (mm ³)	Z _y (mm ³)	
RB3542	0.429	0.429	0.42	9913	15521	13.49	16.88	513	540	6.88
RB3545	0.459	0.459	0.45	10621	16630	13.49	16.89	549	532	8.46
RB3548	0.476	0.476	0.48	9946	17525	12.81	17.01	546	562	10.18
RB3505	0.510	0.510	0.50	11801	18477	13.49	16.88	610	591	11.58

C-CHANNEL




Section	Weight Wt (kg/m)	Area of Section A (m ²)	Base Metal Thickness (BMT) t (mm)	Second Moment of Area		Radius of Gyration		Elastic Modules		Torsion Constant J (m ⁴)
				I _{xx} (mm ⁴)	I _{yy} (mm ⁴)	r _x (mm)	r _y (mm)	Z _x (mm ³)	Z _y (mm ³)	
LC5570	0.812	103.19	0.70	57082	19893	23.52	13.89	2015	1500	24.78
LC5575	0.870	110.56	0.75	61160	21314	23.52	13.89	2159	883	30.43
LC5510	1.159	147.41	1.00	81546	28419	23.52	13.89	2878	2143	71.45

Section	Weight Wt (kg/m)	Area of Section A (m ²)	Base Metal Thickness (BMT) t (mm)	Second Moment of Area		Radius of Gyration		Elastic Modules		Torsion Constant J (m ⁴)
				I _{xx} (mm ⁴)	I _{yy} (mm ⁴)	r _x (mm)	r _y (mm)	Z _x (mm ³)	Z _y (mm ³)	
LC7370	0.762	96.89	0.70	80678	9768	28.86	10.04	2174	452	21.90
LC7375	0.817	103.82	0.75	86441	10466	28.86	10.04	2329	485	26.89
LC7310	1.089	138.42	1.00	115256	13955	28.86	10.04	3106	1788	63.07

Section	Weight Wt (kg/m)	Area of Section A (m ²)	Base Metal Thickness (BMT) t (mm)	Second Moment of Area		Radius of Gyration		Elastic Modules		Torsion Constant J (m ⁴)
				I _{xx} (mm ⁴)	I _{yy} (mm ⁴)	r _x (mm)	r _y (mm)	Z _x (mm ³)	Z _y (mm ³)	
LC7570	0.897	114.09	0.70	107975	20454	30.76	13.39	2836	1827	26.47
LC7575	0.961	122.24	0.75	115687	21915	30.76	13.39	3039	837	32.50
LC7510	1.282	162.99	1.00	154249	29220	30.76	13.39	4052	1116	76.38
LC7512	1.535	195.21	1.20	33977	184249	30.76	13.39	5002	3075	131.03

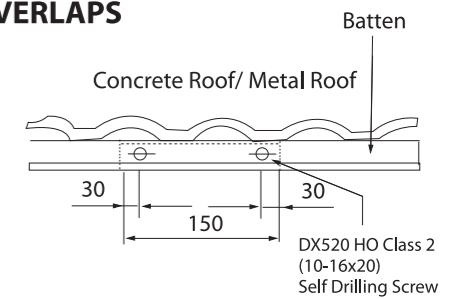
Section	Weight Wt (kg/m)	Area of Section A (m ²)	Base Metal Thickness (BMT) t (mm)	Second Moment of Area		Radius of Gyration		Elastic Modules		Torsion Constant J (m ⁴)
				I _{xx} (mm ⁴)	I _{yy} (mm ⁴)	r _x (mm)	r _y (mm)	Z _x (mm ³)	Z _y (mm ³)	
LC10010	1.554	194.14	1.0	307787	34640	39.82	13.36	6078	3255	64.71
LC10012	3.096	393.60	1.2	572933	125171	38.15	13.27	7219	3833	111.27

ACCESSORIES



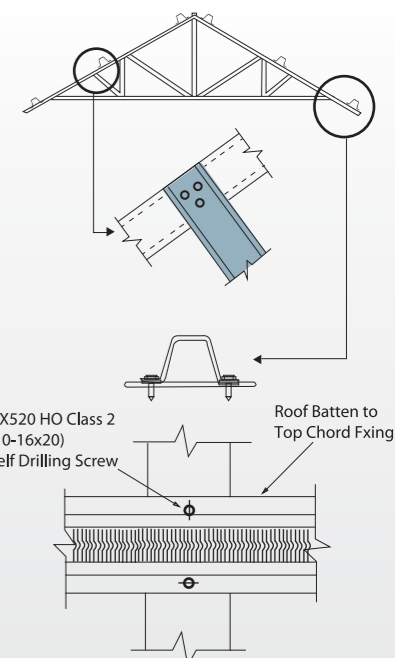
CONNECTION DETAIL

OVERLAPS

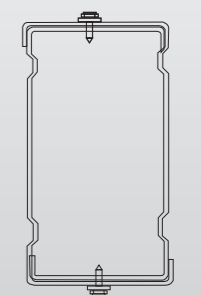


Battens overlap are recommended to be 150mm in length

DIAGONAL CHORD to TOP/BOTTOM FIXING



BOX UP



The C Channel can be easily box-up for design flexibility and extra strength especially wider spans.